







# Adults and Communities Performance 2022/23




## April to November 2022

### Performance Rating and Progress

	Performing <b>better</b> than the latest national average or local target		Performance has <b>improved</b> on last year
	Performing <b>similar</b> to the latest national average or local target		Performance is <b>similar</b> to last year
	Performing <b>below</b> the latest national average or local target		Performance is <b>not as good</b> as last year

## PREVENT NEED

<b>Leicestershire County Council's Strategic Plan 2022-26</b>	<b>Safe and Well</b> Carers and People with care needs are supported to live active, independent, and fulfilling lives
---	---

Measure	Description	Aim	Rating	Progress	2022/23 Performance	2021/22 Performance
<b>Local</b>	% of sequels that 'Prevent Need'	Target Band Width	55% - 60% Local target		55.3%	56.4%
<b>ASCOF 3D pt 1</b>	% of SUs who find it easy to find information	High	64.6% 21/22 Nat. Ave.		Survey Results due May 2023	56.8%
<b>ASCOF 3D pt 2</b>	% of carers who find it easy to find information	High	57.7% 21/22 Nat. Ave.		Survey is biennial and will next run in Autumn 2023	49.4%

**Great Communities**

Cultural and historical heritage are enjoyed and conserved

Measure	Description	Aim	Rating	Progress	2022/23 Performance	2021/22 Performance
Local	Heritage visits (inc. website visits)	High	202.1k Local Nov milestone	▲	233.6k	182.0k
Local	Library visits (inc. website visits)	High	376.2k Local Nov milestone	▲	516.2k	345.4k
Local	Total library loans	High	1,393.9k Local Nov milestone	▲	1,544.5k	1,322.0k
Local	Junior loans	High	477.3k Local Nov milestone	▲	566.5k	441.1k
Local	E-loans	High	573.1k Local Nov milestone	▲	604.3k	571.7k
Local	Total community library issues	N/A	For Information Only	N/A	205.9k	122.8k
Local	Community library children's issues.	N/A	For Information Only	N/A	163.4k	97.3k

**Great Communities**

People support each other through volunteering

Measure	Description	Aim	Rating	Progress	2022/23 Performance	2021/22 Performance
Local	Hours of Volunteering (Heritage and libraries)	High	6.8k Local Nov milestone	▲	11.5k	6.9k

**Leicestershire County Council's Strategic Plan 2022-26**

**Strong Economy, Transport, and Infrastructure**  
There is close alignment between skill supply and demand

Measure	Description	Aim	Rating	Progress	2022/23 Performance	2021/22 Performance
Local	LALS Success Rate	High	86% Local target		85.0%	85.0%

## REDUCE NEED

**Leicestershire County Council's Strategic Plan 2022-26**

**Improved Opportunities**

Young people and adults are able to aim high and reach their full potential

Measure	Description	Aim	Rating	Progress	2022/23 Performance	2021/22 Performance
ASCOF 1E	% of people with LD in employment	High	4.8% 21/22 Nat. Ave.		9.5%	9.2%
ASCOF 1G	% of people with LD in settled accommodation	High	78.8% 21/22 Nat. Ave.		84.7%	85.3%

**Leicestershire County Council's Strategic Plan 2022-26**

**Safe and Well**

Carers and People with care needs are supported to live active, independent, and fulfilling lives

Measure	Description	Aim	Rating	Progress	2022/23 Performance	2021/22 Performance
Local	% of sequels that 'Reduce Need'	Target Band Width	18% - 23% Local target		16.9%	20.3%
ASCOF 11 pt 1	% of SUs who had as much social contact as they would like	High	40.6% 21/22 Nat. Ave		Survey Results due May 2023	37.3%

Measure	Description	Aim	Rating	Progress	2022/23 Performance	2021/22 Performance
ASCOF 11 pt 2	% of carers who had as much social contact as they would like	High	28.0% 21/22 Nat. Ave.	▼	Survey is biennial and will next run in Autumn 2023	24.7%

## DELAY NEED

<b>Leicestershire County Council's Strategic Plan 2022-26</b>	<b>Safe and Well</b> Carers and People with care needs are supported to live active, independent, and fulfilling lives
---	---

Measure	Description	Aim	Rating	Progress	2022/23 Performance	2021/22 Performance
Local	% of sequels that 'Delay Need'	Target Band Width	10% - 15% Local target	▲	12.9%	11.0%
ASCOF 2D	% of people who had no need for ongoing services following reablement	High	77.6% 21/22 Nat. Ave	▼	86.3%	90.0%
ASCOF 2B pt 1 <i>*BCF*</i>	Living at home 91 days after hospital discharge and reablement	High	81.8% 21/22 Nat. Ave	◀▶	87.7%	89.4%
ASCOF 2A pt 1	Permanent admissions to care (aged 18-64) per 100,000 pop.	Low	13.9 per 100k pop. 21/22 Nat. Ave	▼	Full-year Forecast 11.3 per 100k Pop. 48 Admissions in 22/23	Full-year Actual 6.1 per 100k Pop. 26 Admissions in 21/22
ASCOF 2A pt 2 <i>*BCF*</i>	Permanent admissions to care (aged 65+) per 100,000 pop.	Low	538.5 per 100k pop. 21/22 Nat. Ave	▲	Full-year Forecast 489 per 100k Pop. 749 Admissions in 22/23	Full-year Actual 567 per 100k Pop. 832 Admissions in 21/22

# MEET NEED

**Leicestershire County Council's Strategic Plan 2022-26**

## Safe and Well

Carers and People with care needs are supported to live active, independent, and fulfilling lives

Measure	Description	Aim	Rating	Progress	2022/23 Performance	2021/22 Performance
Local	% of sequels that 'Meet need'	Target Band Width	7% - 12% Local target	▼	14.8%	12.3%
ASCOF 1C pt 1a	Adults aged 18+ receiving self-directed support	High	94.5% 21/22 Nat. Ave	▼	91.8%	95.7%
ASCOF 1C pt 2a	Adult aged 18+ receiving direct payments	High	26.7% 21/22 Nat. Ave	▼	37.0%	40.2%
ASCOF 1C pt 1b	Carers receiving self-directed support	High	89.3% 21/22 Nat. Ave	◀▶	100%	99.9%
ASCOF 1C pt 2b	Carers receiving direct payments	High	77.6% 21/22 Nat. Ave	◀▶	99.5%	99.5%

**Leicestershire County Council's Strategic Plan 2022-26**

## Safe and Well

People at most risk are protected from harm

Measure	Description	Aim	Rating	Progress	2022/23 Performance	2021/22 Performance
Local	Safeguarding outcomes fully or partially achieved	High	94.0% Local target	◀▶	93.4%	92.9%

Measure	Description	Aim	Rating	Progress	2022/23 Performance	2021/22 Performance
<b>ASCOF 4B</b>	% of service users who say that services have made them feel safe	High	85.6% 21/22 Nat. Ave.	▼	Survey Results due May 2023	81.2%
<b>Local</b>	% of service users who received their annual review	High	55.2% 21/22 Nat. Ave	▲	76.0%	67.3%